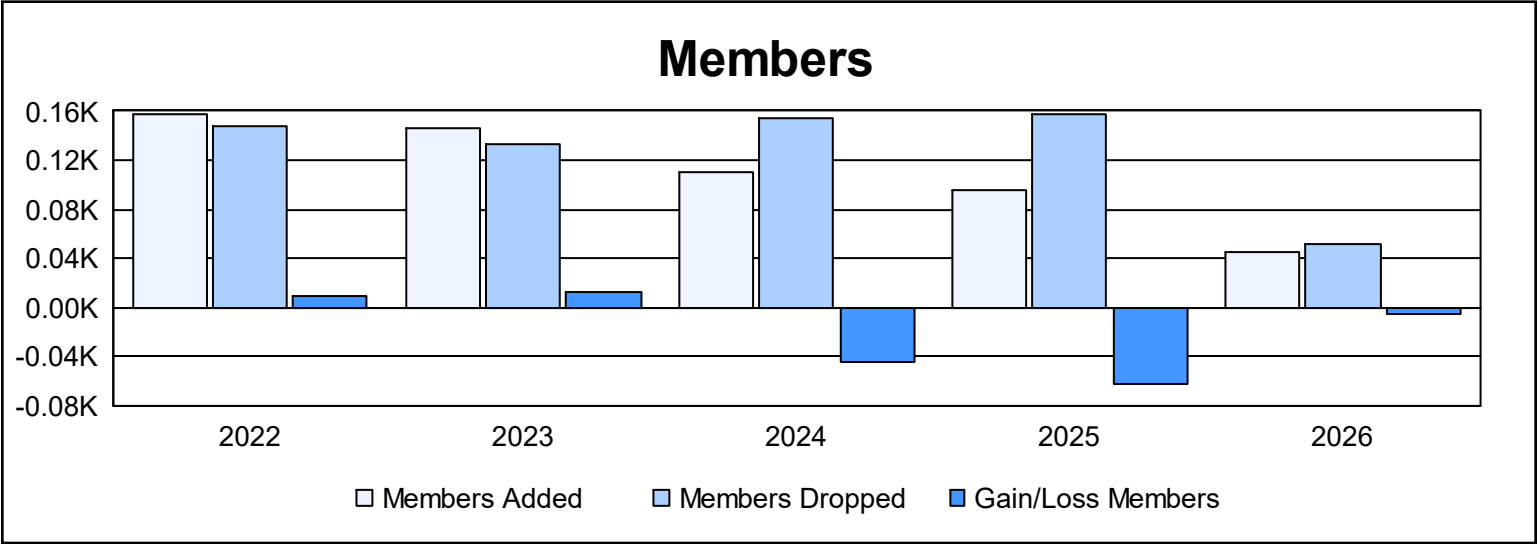
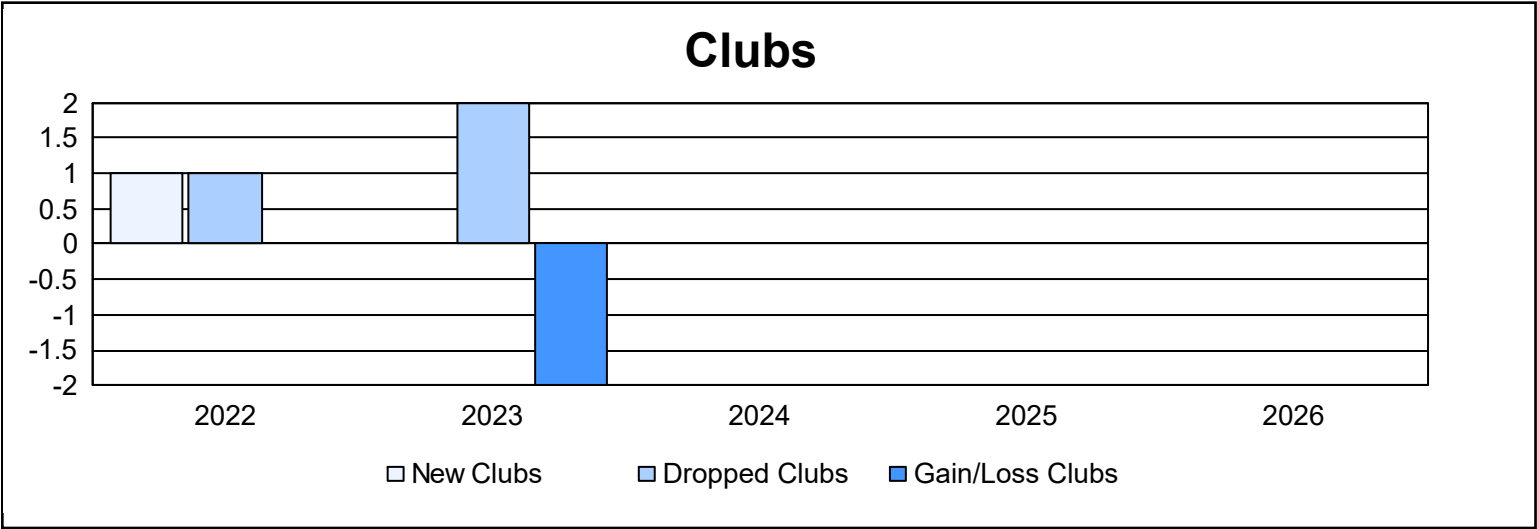
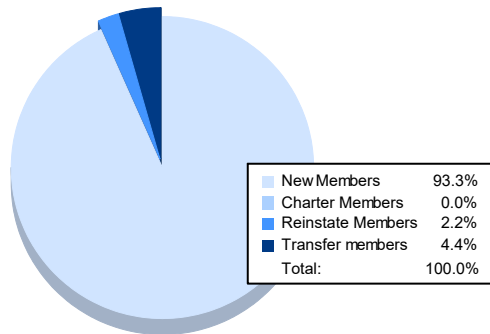


| Year | New Clubs | Dropped Clubs | Gain/ Loss Clubs | New Members | Charter Members | Reinstate Members | Transfer Members | Total Member Added | Total Members Dropped | Gain/ Loss Members |
|-----------|-----------|---------------|------------------|-------------|-----------------|-------------------|------------------|--------------------|-----------------------|--------------------|
| 2021-2022 | 1 | 1 | 0 | 114 | 37 | 3 | 3 | 157 | 147 | 10 |
| 2022-2023 | 0 | 2 | -2 | 135 | 0 | 5 | 6 | 146 | 133 | 13 |
| 2023-2024 | 0 | 0 | 0 | 98 | 0 | 12 | 0 | 110 | 154 | -44 |
| 2024-2025 | 0 | 0 | 0 | 88 | 0 | 7 | 0 | 95 | 157 | -62 |
| 2025-2026 | 0 | 0 | 0 | 42 | 0 | 1 | 2 | 45 | 51 | -6 |
| Average | 0 | 1 | 0 | 95 | 7 | 6 | 2 | 111 | 128 | -18 |



Membership Composition January 2026 Cumulative



Gender Composition January 2026 Cumulative

